
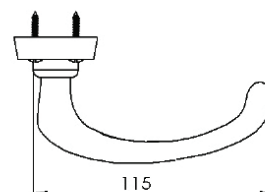
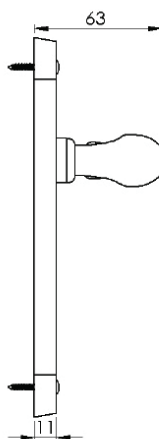
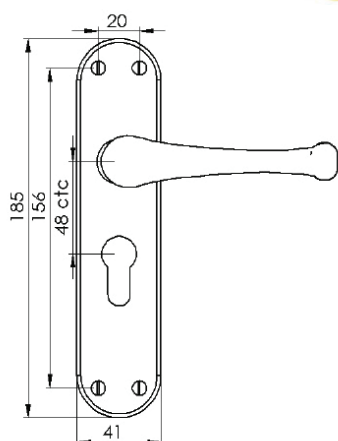


GLOUCESTER EURO PROFILE LOCK HANDLE



1

PAIRED VIEW



This lock handle is suitable for use with most U.K. Euro Profile cylinders and sashlocks with a 48mm CTC.

EURO PROFILE SASHLOCKS

with a 48mm CTC

(not Included, must be ordered separately)

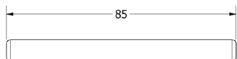
3



Iron starter screw x 1pc.

Drill pilot holes, use the starter screw to cut a thread

2



Spindle : 7.8mm x 85mm - 1pc.

4



8x Brass wood screws

Fasten the brass screw into the pilot hole

YKCSLE27.CE 2.1/2" PVD Brass Finish
YKCSLE28.CE 2.1/2" PSS
YKCSLE29.CE 2.1/2" SSS
YKCSLE37.CE 3" PVD Brass Finish
YKCSLE38.CE 3" PSS
YKCSLE39.CE 3" SSS

Box
Contains

1

Pair of lever handles

2

1x 85mm spindle
suitable for 35mm &
45mm thick door

3

1x Iron screw

4

8x Brass
wood screws


M Marcus Ltd., Dudley

Product Code

V6066

Material

Solid Brass

Available in all Heritage Brass finishes.

Sizes shown are in mm and approximate.
We reserve the right to amend where
necessary and without any prior notice.