
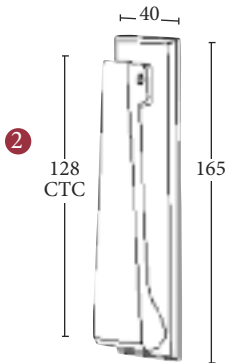
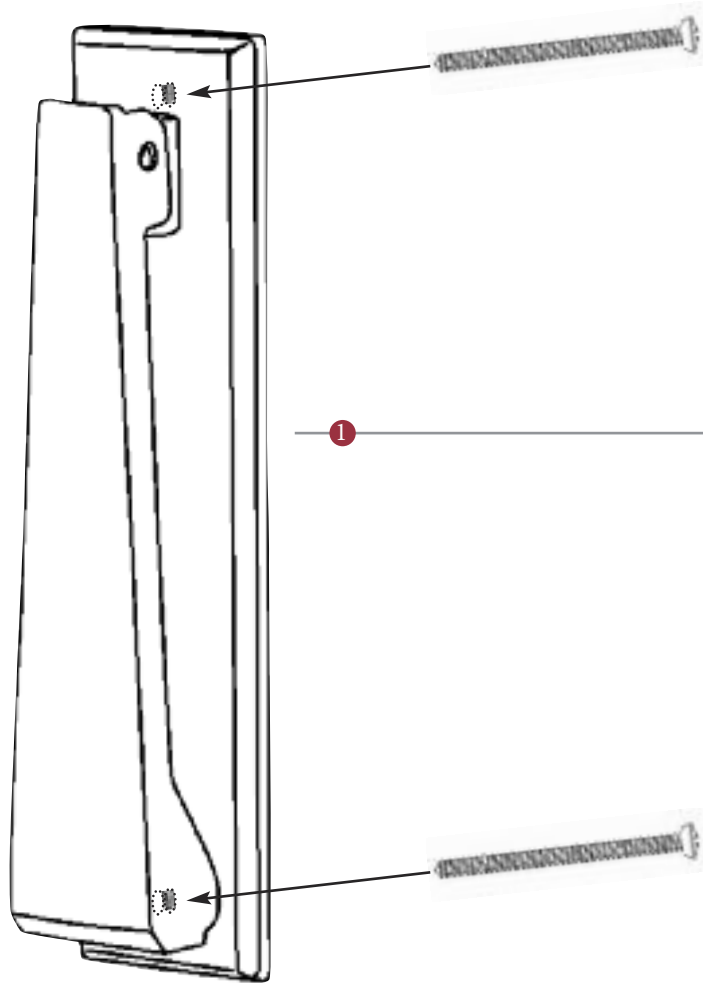


K1310 EXTERNAL DOOR HARDWARE



FITTING

- 1 Position Knocker assembly centrally on door and determine where to drill knocker fixing hole
- 2 Drill a 5mm hole through the door
- 3 From that position straight down drill a second 5mm hole through the door at 128mm down
- 4 Tighten all fixings to the backplate beater and test

Overview

① Door Knocker with Beater fixings illustrated

② (General Dimensions of Door Knocker and Beater)

③ Supplied with: 2x 50mm threaded back screw (ignore any other supplied fixings)

M Marcus Ltd., Dudley

Material	Date	Product Code	Description	Sizes shown are in mm and approximate. We reserve the right to amend where necessary and without any prior notice.
Solid Forged Brass	10 Sept 2019	K1310	Door Knocker	